IMPROVING THE DATA: Cervical Cancer Screening at Health for All

Dr. Karuna Gupta, Dr. Gina Yip, Jadie Stone, NP, Yu Wang, PA, Zhanying Shi

A I M

To improve the cervical cancer screening rate at HFA from 73% to 75% or better

To improve internal data quality at HFA using the CCO SAR as a tool

B A C K G R O U N D

Pap smear screening rates in eligible rostered patients at HFA were 60% on January 31, 2015 through EMR search.

Pap smear screening rates in CCO SAR were 73%.

We believed using a quality improvement methodology that we could improve both pap smear screening rates and data quality in our EMR at HFA.

The secret to our success was OLIS.

PAP Overdue List Review Flowchart

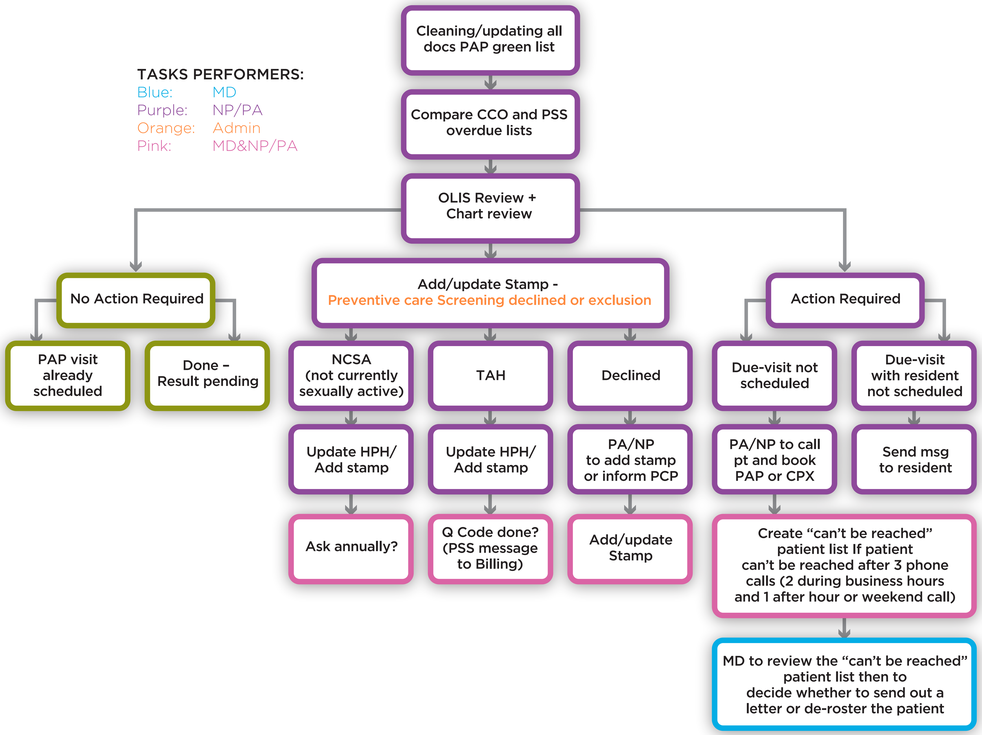

PAP Abnormal List Review Flowchart

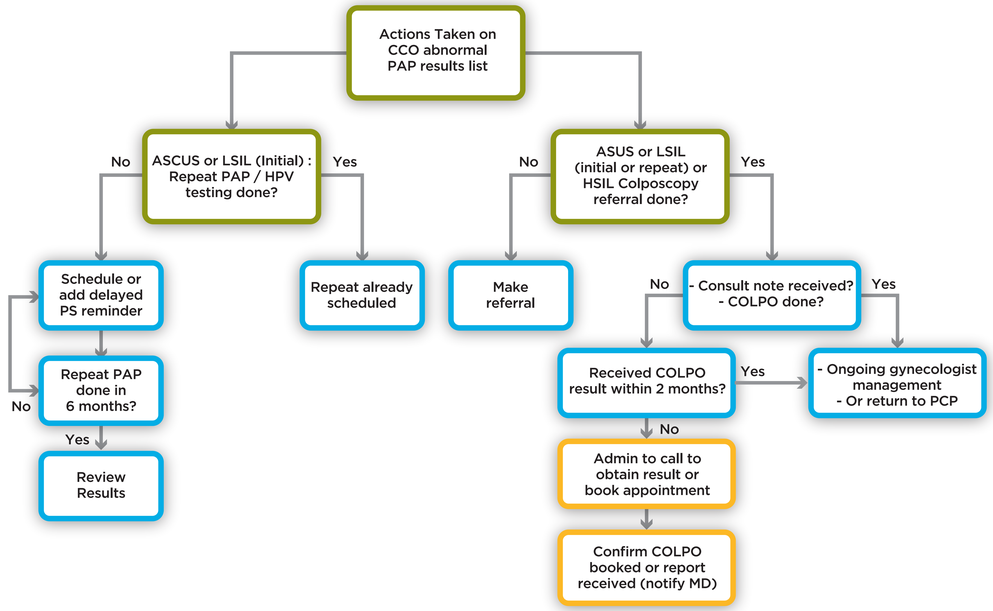

PROCESS MEASURES

1782 patient charts with discordant data

470 patients were called

186 patients completed pap

OUTCOME MEASURES

On December 31, 2015

77% of HFA patients are up to date for cervical cancer screening per CCO SAR

76% are up to date per EMR search

Cervical Cancer Screening Rate over time

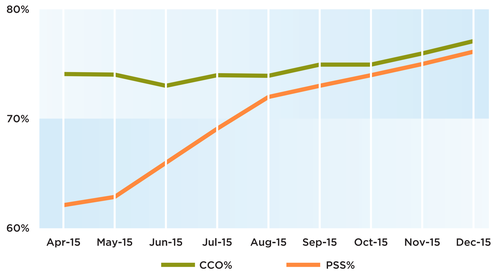

L E S S O N S L E A R N E D & N E X T S T E P S

Having a clean patient roster list is essential to good QI

Practice wide QI projects may take longer than you think due to variation between providers

Implementing a biannual data reconciliation process will help data to stay clean

Markham Family Medicine Teaching Unit
Health for All
FAMILY HEALTH TEAM

UNIVERSITY OF TORONTO
FACULTY OF MEDICINE

MARKHAM STOUFFVILLE HOSPITAL
CORPORATION