

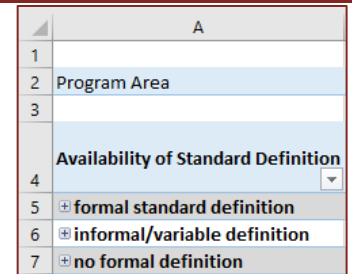
Quick Reference Guide to the Program Performance Measures Catalogue

Introduction

The *Program Performance Measures Catalogue* is a list of the program measures (indicators) that AFHTO-member teams included in the **Performance Measures** category of their 2015 and 2016 Schedule A submissions. It will help you identify measures to consider using to evaluate your programs, as detailed in the [Program Planning & Evaluation Framework](#), and to complete **Step 4: Conducting a Program Evaluation** of your **Schedule A** submission.

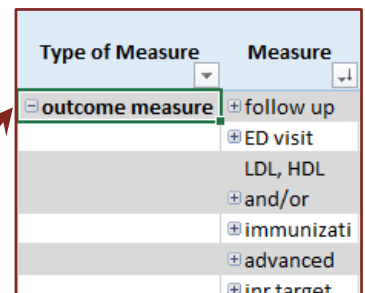
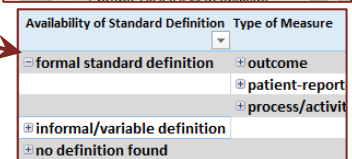
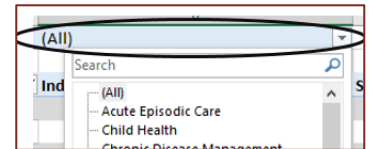
Getting Started

- Find **Program Areas** at the top left and **Availability of Standard Definition** below.
- **Program Areas** correspond to the **Type** and **Priority** columns in the Schedule A template. This is a filter you can apply to narrow down measures to the ones that may be relevant to your program (you won't see them yet).
- **Availability of Standard Definition** lets you choose measures according to whether there is a **formal standard** definition, an **informal/variable** one, or **no definition** readily available.
- **Type of Measure** lets you further narrow down the list.



Choosing Program Performance Measures

1. Select your **Program Area** by using the drop-down menu at the right.
- Once you've done this, the list of measures will be limited to those relevant to your program area.
2. Under **Availability of Standard Definition**, click on a '+' beside one of the grades (**formal**, **informal/variable**, **no formal**, or **no definition found**) to show all the types of measures for the selected program area that have that grade.
- **Formal standard definition:** Indicator is present in the [Primary Care Performance Measurement Framework](#) or other guidelines as a measure of this type of program.
- **Informal/variable definition:** A slightly different version of the indicator is present, or it is present for a different purpose.
- **No definition found:** A standard definition has not yet been found. If you have found one, [consider sharing it with us](#) so we can add it to the catalogue.
 - 💡 You may want to start by considering measures with **formal standard definitions**.
3. Click on a '+' beside an indicator type (**outcome**, **patient-reported experience**, **patient-reported outcome**, or **process/activity**) to show all the measures of that type for the selected program area and definition availability grade.
4. Consider the following when choosing performance measures for your program:
 - What makes the most sense for your program, patients, and team?
 - Is a standard definition available?
 - ✓ Click on the '+' beside an indicator to reveal the source of the definition for it.
 - ✓ Want to see the source? In the **Source of Definition** field, you will find a **LINK #**. Go to the **Hyperlinks** tab and use the **LINK #** to find the source on the web.
 - 💡 **Not yet determined** is not a judgement about the validity of a measure.
 - What measures are your peers using?
 - ✓ The **# of Times Measure Used** is the total number of times any team reported using that measure for any program in that program area.
 - 💡 High frequency does not imply that a measure is good; it may simply reflect ease of use.



For more information about all of these program planning tools, including a recorded webinar about program planning and a video demonstration of the Catalogue, visit the [Program Planning & Evaluation page on our website](#).