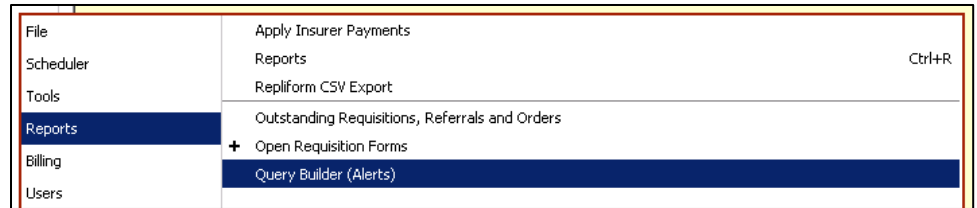
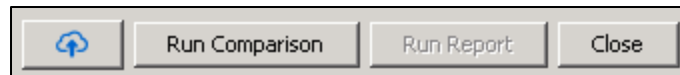


## Downloading the AFHTO Depression query:

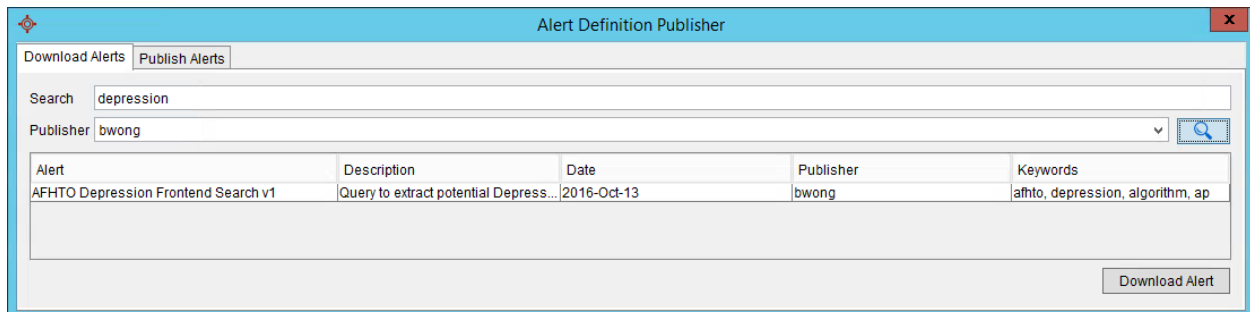
1. In Accuro EMR, click on the Start icon in the lower left of the window. Go to 'Reports' and click on 'Query Builder (Alerts)'.



2. At the bottom of the 'Alert Definitions' window, click on the 'Alert Publisher' button (cloud with an arrow icon).

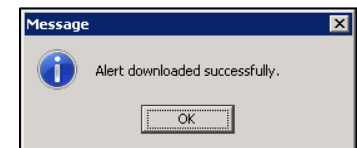


3. In the 'Download Alerts' tab, search for "depression" in the textfield. In the Publisher dropdown, select "bwong". Click the magnifying glass icon to search.



4. Select the query titled "AFHTO Depression Frontend Search v1" and click 'Download Alert'.

5. A dialog box will appear to notify you of downloading the query successfully. Click 'OK'.



6. The query should now appear in your list of Definitions.

